

Quick Income Blueprint



By Paul Walker

All Right Reserved-QuickIncomeBlueprint.com

The material contained in this report is protected
by International Copyright laws.

You are not authorized to reproduce or resell
the content in any manner.

Disclaimer: Every effort has been made to accurately represent our product and it's potential. Any claims made of actual earnings or examples of actual results can be verified upon request. The testimonials and examples used are exceptional results, and don't apply to the average purchaser and are not intended to represent or guarantee that anyone will achieve the same or similar results. Each individual's success depends on his or her background, dedication, desire and motivation.

As with any business endeavor, there is an inherent risk of loss of capital and there is no guarantee that you will earn any money.

[Click here to Get Paid Up to 60\\$ Per Sale](#)

All Right Reserved – QuickIncomeBlueprint.com

Quick Introduction

Every so often, the Internet will reveal something so amazing, it's hard to believe it's real - and this course is one of those revelations. Welcome to your ***Quick Income Blueprint!***

This ebook will provide you with the knowledge you need to make money the fast and easy way - through Internet marketing. I have carried out an exhaustive study of this industry over the years, and I've examined all of the techniques we're going to discuss in the chapters ahead.

Studies have shown that making money from home is everybody's dream; but unfortunately not many succeed in making this dream come true. ***We seem to be struck forever in the rat race because we simply cannot afford to spend time on the online businesses that we had set up! This is where the Quick Income Blueprint comes in.***

Unlike many programs and self-help books available in the market these days, The Quick Income Blueprint highlights ***smart and innovative tricks*** that are easy to implement. You're going to love how easy it is to have a nice income at your fingertips! Many programs and systems recommended by others usually require a lot of hard work and time on your part. Why make money the hard way?

And the best thing is, you don't need to be a techie egghead to follow the techniques discussed in this ebook. No special technical skills are required to implement these fantastic ideas. However, I will provide insight on some strategies that will be useful for the advanced readers wherever I can. That way, once you get up to speed with your own learning curve you can make use of these strategies at a later time.

Some Advice Before We Start

Mindset

One of the most important things I want to mention before we start is that you need to have the right mindset. For some beginners, making money from the Internet may be hard to believe. Please remember one thing – you CAN make money on the Internet. You have to believe that you can do it. Never give up.

Take Action

If you read this ebook but never implement the strategies, it will never do you any good. You have to ACT on it. You have to jump right in and implement what you have been taught. I have seen many newcomers buy ebook after ebook to find something magical, but they don't act on what they have learned. They expect money to just pile up in their bank account, without them having to raise a finger.

That will never happen. There is no “get-rich-quick” here. *Although you*

don't need to put in a lot of hard work to earn money, you must at least read and understand the techniques thoroughly before getting right into action to implementing them. Most of the techniques mentioned in this ebook are of zero cost, so you've got nothing to lose. In fact, there are a lot of people are using these techniques and are making a lot of handsome money.

And in case you want to train your mind to become more successful, you can read my bonus material ***Change Your Mind-Change Your Life*** - your guide to success - here:

<http://quickencomeblueprint.com/changemind.pdf>

Are you excited?

So, let's get cracking!

Quick Income Blueprint in a glance

Well, this is the start of our course. Let me give you a quick overview about what we are about going through.

Chapter One - The Launch. Once you learn about product launches, ride the hype all the way to the bank. And, I showed you how blogs and YouTube can generate income for you.

Chapter Two - Misspellings. We talked about how you can leverage misspellings and really get creative with your websites and blogs and generate hundreds of dollar a day on autopilot.

Chapter Three - Brokering. Wow, this is a big one. With a bit of research and an afternoon of emailing, you can make two-tier affiliate programs work for you, without having to sell a thing.

Chapter Four - Forums. If you love a good chat, and you're passionate about the things you want to sell, then this is definitely the one for you. Set up your signature with your affiliate code, grab a cup of coffee and start talking to people who share your interests.

Chapter Five - Article marketing. Five topics, 30 keywords, 150 articles - and one month of your time. That's the recipe for success using this technique. \$150 a day every day after one month. Not a bad work, huh?

Chapter Six - Memberships. Residual income affiliate programs pay you every month, just for promoting your membership. There is no customer service, no selling, nothing. You just sign up, promote using our repertoire of techniques, and receive money every month! Is there anything easier than that?

Chapter Seven - Day Trading with Hot Trends. Use Google Hot Trends to quickly and easily capitalize on what everyone's searching for - RIGHT NOW.

With these quick income blueprints, you're on your way building a house of cash. None of them are very hard, and all of them can be done from the comfort of your own home using the unbelievable power of the Internet.

So, what are you waiting for? Start building!

[Chapter One:](#)

3_2_1_ Liftoff! Launch Your Ideas Into The Stratosphere!

There was a time that Internet Marketers would launch their new products with very little publicity. If the product was decent, it would become popular and the marketer would make a lot of money. If it was awful, it would eventually sift down to the bottom of the Internet barrel and into oblivion.

But, in the last year or so, all that has changed. It seems as though every product being launched is the reinvention of the wheel! And all that hype means tons of Internet sales - usually, totals in the thousands after just a few hours within launch. Then, that hype carries through as all the people looking to discover the next big thing in home based online businesses jump on the bandwagon.

So, how is it done? *By making every product launch into an event worthy of the red carpet. Times and dates are set. Press releases are sent. Joint ventures are set up to cross-promote the Next Big Thing.*

It sounds like a big deal, doesn't it? Well, don't worry. In this chapter, I'm going to show you how anyone can get a foot in the door with these big launches, and make some serious coin right out of the gate.

[Quick Income Blueprint: The Launch Code](#)

- **Step 1 - Find Your Launch Product.** Barely a day goes by that someone on the Internet isn't launching the Next Big Money Making Thing. So, do whatever you have to do to find one - there's more information on this below, too.
- **Step 2 - Build Your Launch Pad.** Use all the *free* webpage building tools you can to get some Google-friendly sites up and running, so you can get a bunch of traffic coming your way.
- **Step 3 - Churn Out Some Content.** Whether you've got a ghostwriter or you're writing them yourself, put up as much solid content as you can. Make it friendly, make it informative, make it unique, and *include your affiliate links in your content*.
- **Step 4 - Get Paid.** You're going to start seeing your efforts convert into sales!
- **Step 5 - Go back to step 1 and start all over again, but with another product.**

This technique is all about timing. Speed kills your competition. When people hear about it they're going to go to Google - and because you've done your homework, you're going to be the site that comes up time and time again. If you time it right, you can do one of these every couple of days and cash in on the launch day for up to six or even seven products a

month. *Would you like to start making several hundred, or even thousands, of dollars every couple of days?*

I thought so. *Let's talk about how to find product launches that work for this technique.*

There are closed-door launches, where things are kept on the down-low and the participants are on an invite-only basis. Then there are network launches, where the main players involved reach out to a network of existing affiliates, Joint Venture groups and others who have a relatively high profile in the **Internet Marketing** community.

The first kind of launch is difficult to crack into, so don't worry about them for now. Once you know where to look and get in on the ground floor of several successful launches, they're going to be lining up to cut you in on the action.

Here is a list of the sites you want to watch for news of product launches (you can browse the sites to see they look like):

<http://www.jvnotifypro.com>

<http://www.jv-network.com>

<http://www.jvalert.com>

<http://www.imnewswatch.com>

<http://www.launch-calendar.com>

These are just to get you started - once you see how these sites operate,

you'll be able to find many more where they came from. Some of the sites are free, some of the sites you find will require membership fees, but their basic packages should be enough for you for now, and it'll be a minimum investment with a great ROI.

Product launches are usually announced about a month before the big day, to allow affiliates to get up and running. Make sure you have your [Clickbank](#), [Paypal](#) and [Paydotcom](#) accounts set up beforehand, so you're all ready to go. Then sign up as an affiliate as soon as you can!

So to summarize, here are the things you need to do:

- Find an **Internet Marketing** digital product (ebook, software) that are supposed to become The Next Big Thing (by watch out for news of product launches on the websites I mentioned)
- Sign up for the products' affiliate programs. Normally the affiliate programs will be paid via Clickbank, Paypal or Paydotcom so make sure you have these 3 accounts in hand.
- Then use the following techniques to **promote the products with your affiliate links**. By doing that, you can earn hundreds or thousands of dollar in commission for each product launch! The key is to drive traffic (visitors) to click on your affiliate links.

High Profile Launch Secret #1: Scrambled Domains

Have you ever tried to go onto a website by typing the URL from memory, only to mess it up and get redirected to another site altogether?

Well, guess what? You're not the only one. People do that all the time - and with a popular product launch, hundreds of people all are trying to type in the same kind of URL and messing it up. It's called "type-in traffic," and it's a great way of making it work for you.

When you find a product to launch, you're going to know what the actual URL is for the product. All you have to do is take that URL, and think about how you might make a mistake if you were typing it into your browser window. Then go to a domain-booking site, like [Go Daddy](#), and *buy up the best variation or variations you can find.*

Try misspellings of everyday words, too. "Form" instead of "from"; "the" instead of "the"; "fo" instead of "for" or "of"; "fiend" or "freind" instead of "friend". If the product name has three words or more, try changing the order of the words. Plural or singular versions of words can be a good try as well. For example "dayjobkillers" instead of "dayjobkiller".

Lots of people like to read reviews, guides or anything that looks like an insider's perspective on the product. So, try the actual product URL name with "review," "guide," "the(URL)insider," "(URL)exposed," you get the idea. For example you can book a domain like

“googleshadowreviews”.

If you can't get any of those kinds of mistakes, or if the name of the product doesn't really lend itself to this technique, when in doubt try spacing the URL differently - hyphens, underscores, and periods in between words or series of words can work just as well. *Just make sure not to use this trick with misspellings, or you're going to get too far out of the running.*

By doing like this, you suddenly have a lot of traffic coming to your affiliate link without doing much work. So what you need to do after you book a domain is whether:

- redirect your domain to your affiliate link.
- or write some content on your site with your affiliate link embedded. People who visit your site will click on your affiliate link and if they buy the affiliate product, you will make some nice commission money.

High Profile Launch Secret #2: Free Blog Traffic

There are a ton of free blog hosting services out there - but did you know that Blogger is owned by Google?

Blogger blogs end in “.blogspot.com,” and posts from these blogs are said to be indexed on Google faster than any other blog hosting services. And that’s great news for your product launch plans.

*As soon as you hear about a launch, start a blog at Blogger - and give it a name that’s very close to the product you are promoting. For example, if you want to promote **quickincomeblueprint.com**, you can name your blog **quickincomeblueprint.blogspot.com**.*

But, you will have to act fast if you want to get a name as close as that. If your first choice URL is not available, use another one that offers some slight variations. Underscores and hyphens work well in this situation - something like **quick-income-blueprint.blogspot.com**. The idea is to include the name of the website you want to promote in your blog’s URL.

Next, you have to populate your blog with a post a day that reviews the product you are promoting. It doesn’t have to be anything fancy; just a few lines about what the product does, how good it is, and you can also include some of its shortcomings or answer questions you think people would have. In most cases, the product owner provides promotional material for blogs and articles, and with a few changes you can use them

in your blog. An example is the review that I wrote for one of very popular ebook “The Autopilot Cash Secret”, like this:

I am guessing it is to make money. But unfortunately to learn all the tricks of internet marketing, You occasionally have to invest a little to boost your slumping earnings. That is if you have any earnings at all.

I do not know about you but I went for weeks with an empty Clickbank account "Pulling Out My Hair" trying to figure out why I was not making any cash online.







Fortunately for me I managed to receive a review copy of [Autopilot Cash Secret](#) in mid November last year, which helped me turn things around.

I forgot to mention what [Autopilot Cash Secret](#) is all about. Stephen Ng, a very successful marketer has come up with 4 proven and tested techniques to make some quick cash online on autopilot, hence the name [Autopilot Cash Secret](#)

So how did it turn things around for me?

Well I have only had time to try out one technique but it proved to be a good one. I managed to pull in \$600 in only a few days immediately. It's crazy my wife and the guys at work could not believe it. And the money will also flows in automatically with days to come.

So I took a screen shot to prove it. Check it out.

Wed	Feb	04	\$46.96	
Tue	Feb	03	\$145.63	
Mon	Feb	02	\$29.90	
Sun	Feb	01	\$88.30	
Sat	Jan	31	\$34.42	
Fri	Jan	30	\$231.56	

Now you get the idea.

Some tips for this secret:

- Include your affiliate link once or twice in each post.
- Use the name of the product in the title of the blog post and a few times within the post itself.
- Do not crowd your blog with AdSense or any other ads. You want to keep your visitors focused to ensure good conversions.
- Each time you make a post, use a service to submit your blog to various blog directories. Use it only once per post. [Social Poster](#) is a social bookmarking site that allows you to submit to 77 different

social bookmarking sites.

Taking advantage of the free blog traffic also can help you earn hundreds of dollar in commission easily. The best part is: It costs no thing. You can do a Google search on different products to see how others create their own blogs and write the reviews.

[High Profile Launch Secret #3: Web 2.0](#)

With the advent of Web 2.0, there are lots of websites popping up that have user-generated content. This means that anyone can make their own page on these sites, populate them with your own content on whatever subject you want, and then use the site's leverage to get your pages ranked high on Google and other search engines.

The top sites for this technique are:

<http://www.squidoo.com>. Squidoo allows its users to create their own web pages (they call it lenses) on any topic.

<http://technorati.com/wtf/>. Technorati WTF, on the other hand, allows users to post a news item and comment on it. You can post links in your pages on both these sites. And this is what makes them a goldmine for the smart affiliate marketer.

(You can also create additional sites at [Wordpress](#), [WikiDot](#), [Weebly](#) and [HubPages](#).)

First, simply create an account at both of these sites and **create a page that has a name similar to the product you are promoting**. This is exactly what we did while creating the promotional blog.

Next, populate your Squidoo and Technorati WTF pages with the same reviews that you used in your blog. This is a simple copy-paste, so there's no need to recreate content. Include your affiliate links in this

page as well, use the name of the product as the title and include the name again in your post.

Each time you make a post, use a service to submit your blog to various blog directories. Use it only once per post. [Social Poster](#) is a social bookmarking site that allows you to submit to 77 different social bookmarking sites.

Remember, you have to create these pages as soon as possible - way before the launch - and your Squidoo and Technorati pages will get indexed in search engines before anyone else's. By experience, I can tell you that **a well created page on these sites gets very good Google rankings. You can get hordes of free traffic when the product is launched and prospective customers search for the product in Google.**

You can check out some examples:

<http://www.squidoo.com/DayJobKiller12>

a review for DayJobKiller on Squidoo

Day Job Killer? Or Scam?! Review 40% Discount or FREE.

★★★★★ (by 46 people) Your rating: ★★★★★

Clickbank \$17K in 1 Day

I Make So Much Money With Clickbank I'll Give You My Secrets For Free!

www.Clickbank-Wizard.com

Jobs in Singapore

Find your Dream Job in Singapore Submit Your Resume for Free Now!

www.monster.com.sg

Ads by Google

Get Day Job Killer For Free!



"The "angry" affiliate get scammed by Chris' Day Job Killer e-book. In retribution, I'm giving away 3 chapters inside DJK for free and 40% absolute DISCOUNT!! Who will benefit from DJK - and who certainly won't. The conclusion? Don't be another sucker..."

BE WARNED: Before you buy Day Job Killer, learn the truth. Everyone else is saying how great the **adwords guide** is and offering this RIDICULOUS bonuses but how many of them actually bought it? Think about it....

[Click here to Get Paid Up to 60\\$ Per Sale](#)

All Right Reserved – QuickIncomeBlueprint.com

[High Profile Launch Secret #4: YouTube](#)

YouTube.com isn't just about funny cat and baby videos. It's a powerful marketing tool that can drive tons of free traffic to your product launch websites and blogs.

Creating a video is easy with software like [Jing](#) and free video capture software by the captain fantastic makers of Camtasia studio (which I use). I have no stake in you purchasing or using [Camtasia](#), but they're more versatile - AND you get a free 30-day trial with them before you have to lay down any money. Get it. Use it. Make videos during your free time and make enough money to cover the purchase when the 30 days is up.

And, you can try this with anything available over the web - take advantage of every free offer, free trial and free anything you can!

Simply make your video, and edit it the way you want. Making a video is simple! You just need to screenshot the product website, the ecover and add in some slides summarizing about the product like its features, its benefit, its earning potential (TIP! Make sure it's under seven minutes long for uploading purposes.) Then upload it from your computer to YouTube.

Once you do that, you're going to have a free hosting service for all of your videos. After that, you can get traffic one of two ways:

1. **By naming your video to include the product name, and maybe something provocative** - like the “Exposed” or Review” we mentioned previously - your video will come up in YouTube search results at the top. Make sure to include your website’s URL in the video description and on the video itself, so people will want to go to your site.
2. Once your video is uploaded, you can access the “embedding” HTML code for it. Just copy and paste that, and stick it onto any of your blog posts, blog “About” pages or Squidoo, and you have a free web page with free video on it! People will love seeing your face and hearing your voice; it gives them a feeling of confidence. They’ll buy from you, because they’ve seen you and feel they can trust you.

One example is this review on Youtube:

http://www.youtube.com/watch?v=BC_b-Sdc5kU&feature=related

High Profile Launch Secret #5: Want a Cookie?

This trick may not be possible all the time; but whenever you can use it, the profits are tremendous.

Some product owners create a pre-launch blog to market their new product and give sneak peeks to prospective customers. These blogs get a lot of visitors during the week prior to launch. Some product owners post [AdSense](#) on their blog to monetize this pre-launch traffic.

And that's where you come in. Immediate sales are not high in this case, because the product is in pre-launch - but the visitors who come to the site will be tagged with cookies by your affiliate link. When they return to make a purchase on launch day, you will get the commissions!

You can go one step further and send visitors to a landing page when they click on your ad. From this page, you can collect email addresses by giving away a free gift or have them sign up for a newsletter. When the product launches, you can email them with a nice offer to close the sale. This is an advanced trick and does not fit the QIB philosophy of quick cash, but you can use it if you have the time.

All the techniques discussed in this chapter are ways you can earn money from being aware of Internet marketing product launches. But remember, the key to this technique is quick implementation. You have to discover the launches early and act fast.

In addition, it is difficult to make money put of this technique unless you get the good domain variations, blog, Squidoo andTechnorati URLs - so if your URL is too far off the mark, skip that product and move onto another one.

Keep on reading the next chapters to know more free techniques to make easy money online.

And good luck! I would love to hear your success story or your first commission check soon.

Paul Walker